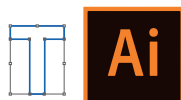


# Design files guideline for Tetra Pak Design Hubs

## What files to send?

### FILE TYPES

**Illustrator file\***  
**converted in**  
**curves** with layers



Example 250 vec.ai

**Editable Illustrator file\***  
**with layers**, in case of  
additional text changes



Example 250.ai

\*All white texts and objects must be visible with deselected Overprint Fill and Stroke boxes in the Attributes panel.

**Photoshop files with layers**,  
linked to the Illustrator file  
(not embedded)



Img\_HD\_cmyk.psd

**PDF file** for  
preview



Example 250 vec.pdf

**Font files**, in case  
of additional text  
corrections

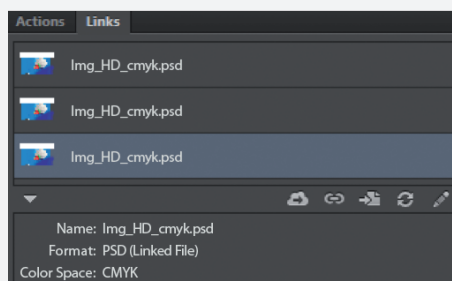


Fonts.zip

### IMAGES

#### **Ai** Adobe Illustrator

Support files must be supplied for all placed images.

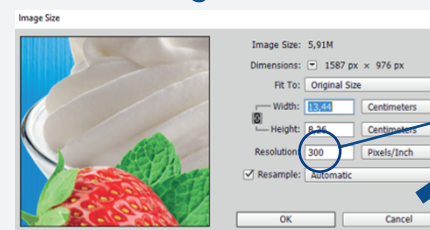


All images **must**  
**be linked to**  
Illustrator files.

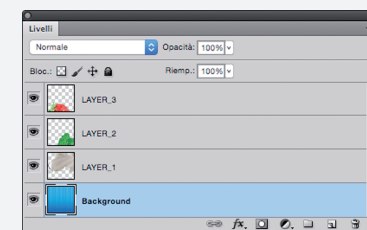


#### **Ps** Adobe Photoshop

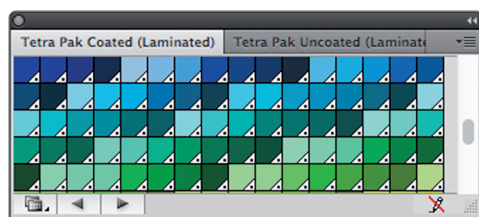
Support files saved as **300 dpi** in the size at which they are placed into the final design file.



PSD files **must be prepared with layers**.



### COLOURS



**Define spot colours from Tetra Pak colour library** (colour library can be requested from Tetra Pak representatives).

In case of a specific colour target, please send it to Design Hub **to find the closest match**.

